

Omni III®

Infinium Omni III®

Versatility in Patient Monitoring

INTUITIVE

Designed for a fast-paced work environment, the Infinium Omni III® offers a simple and adaptable user interface. Patient information along with vital sign settings can be quickly modified to meet the needs of a patient's changing condition. The Omni III® offers a high-resolution 15-inch touch screen to optimize the speed of patient care. Clinicians can make quick screen adjustments, set default settings, alarm limits, and manage up to 120 hours of detailed patient data.

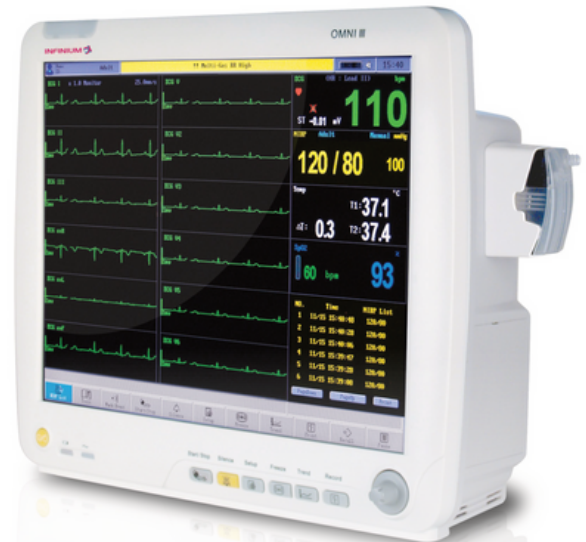
UPGRADABLE

From the general floor to high acuity surgeries, Infinium Omni III® series patient monitors are designed for flexibility and fit well across many patient care settings.

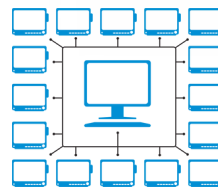
Vital sign parameters include:

- NIBP (IBP Optional)
- Cascading ECG with arrhythmia detection
- Masimo SET® SpO2
- Temperature, pulse, and respiratory rate
- **Optional:** EtCO2, anesthetic agent, cardiac output, and BIS monitoring

The Omni III® can move from a basic vital signs monitor, to a continuous bedside monitor, to an operating room monitor while keeping the patient on a single monitor at all times.



Masimo SET™



CONNECTED

The Omni III® offers Ethernet and RS-232 connections with an open-source communication protocol and is HL7 compliant. The HL7 network protocol will allow for all patient information and vital sign trends to be transferred and stored on a hospital information system. For non-HL7 medical facilities, there is the Infinium Omniview™ central station which allows the real time remote monitoring and network of up to 64 Omni patient monitors.



Infinium Omni III[®] Specifications

PERFORMANCE SPECIFICATIONS

Application:	Adult, Pediatric, & Neonatal
Display:	Display: 15 in color touch screen
Trace:	3, 6, 8, 10, or 12 waveforms
Indicators:	Alarm and Power with QRS beep and alarm sound
Trend time:	120 hours
Recorder:	Built-in thermal array, 3 channels Width: 48mm, Paper: 50mm Speed: 25mm/s
Networking:	Industry-standard 802.1 b/g wireless
AC Power:	100 - 240VAC, 50/60Hz, 150VA
Battery:	Rechargeable lithium-ion

ENVIRONMENTAL

Temperature:	Operating: 0-40 °C, Storage -20-60°C
Humidity:	Operating: 15-95%, Storage: 10-95% (Noncondensing)

STANDARD FEATURES

Parameters: ECG (cascading), RESP, NIBP (up to 250 trend readings), TEMP, Masimo SpO₂, Pulse, Pl.
Features: OxyCRG, Drug Dose Calc, User Settings Memory, Arrhythmia Detection, ST Segment Analysis

PARAMETERS

ECG

Input:	3,5, or 12-lead ECG cable & AAMI
Lead Choice:	I,II, III, aVR, aVF, aVL, V, V1-V6, TEST
Gain Choice:	x0.5, x1, x2, x4
Frequency:	.05 - 35Hz(+3dB)
ECG Waveform:	12 channels (max)
Penetration Vlt:	4000VAC 50/60Hz
Sweep Speed:	12.5, 25, and 50 mm/sec (bi-directional)
HR Display:	30 - 300bpm
Accuracy:	±1bpm or ±1%, whichever greater
Alarm Limit:	Upper: 80 - 400bpm, Lower: 12 -150bpm

RESPIRATION

Method:	RA-LL Impedance
Range:	0 - 120rpm
Accuracy:	±3rpm
Alarm Limit:	Upper: 8-120rpm, Lower: 6-100rpm
Sweep Speed:	6.25, 12.5, 25mm/sec (bi-directional)

NIBP

Method:	Auto oscillating measurement
Cuff Inflation:	<30s (0-300mmHg, standard cuff)
Period:	AVE <40s
Modes:	Manual, Auto, STAT, Average
Interval in Auto:	2min - 4hrs
Pulse Range:	30 - 300bpm
Adult/Pediatric:	SYS: 40-250mmHg, DIA: 15-200mmHg
Neonatal:	SYS: 40-135mmHg, DIA: 15-100mmHg
Max Mean Error:	±5mmHg
Max Std Dev:	8mmHg
Resolution:	1mmHg
Over Protection:	Adult: 297mmHg, Neonatal: 147mmHg
Adult Alarm Limit:	SYS: 30-270mmHg, DIA: 10-215mmHg
Neo Alarm Limit:	SYS: 30-240mmHg, DIA: 10-180mmHg

TEMPERATURE

Range:	25 - 50 °C
Accuracy:	±0.2°C at 25-34.9 °C ±0.1°C at 35-39.9 °C ±0.2°C at 40-44.9 °C ±0.3°C at 45-50.0 °C
Resolution:	0.1°C
Alarm Limits:	Upper & Lower: 10-50°C
Channel:	2 channels

MASIMO SET SpO₂ (Standard)

Ask About Optional SpO₂ Specifications

Range:	1 - 100%
Resolution:	1% increments
Accuracy:	
Std Non-motion:	70 - 100% ±2%
Neo Non-motion:	70 - 100% ±3%
Motion:	70 - 100% ±3%
Low Perfusion:	70 - 100% ±2%
Average Time:	2-4, 4-6, 8, 10, 12, 14, 16 sec (select)
Sensitivity:	Normal, Maximum, APOD (select)

Masimo Pulse Rate

Range:	25 - 240 bpm
Accuracy:	
Non-motion:	±3 bpm (all modes)
Motion:	±5 bpm (all modes)
Resolution:	1 bpm

Masimo Perfusion Index (PI)

Range:	.02% - 20%
--------	------------

IBP (optional)

Range:	-10 - 300mmHg
Channels:	2 Channels
Transducer:	Sensitivity, 5q V/V/mmHg
Impedance:	300 - 3000 Ω
Transducer Sites:	ART, PA, CVP, RAP, LAP, ICP
Unit:	Selectable mmHg / kPa
Resolution:	1mmHg
Accuracy:	Greater of ±1mmHg or ±2%
Alarm Range:	-10 - 300mmHg

EtCO₂ (optional)

CO ₂ Range:	0 - 150 mmHg
Accuracy:	0 - 40mmHg: ±2mmHg 41 - 70mmHg: ±5% 71 - 100mmHg: ±8% 101 - 150mmHg: ±10% Above 80 bpm ±1.2%

Sampling:	50ml / minute
Initialization:	20 sec, ±5% accuracy within 2min
Respiration:	2-150 breaths / minute

NOTE: Based on standard gas temp of 25°C

Internal Drager Compatible Agent Analysis Bench (Optional)

Method:	Infrared absorption
Gas Sorts:	Halothane, Isoflurane, Enflurane, Sevoflurane, Desflurane, CO ₂ , N ₂ O, O ₂ , Optional Auto Agent ID

Range:	
Halothane:	0 - 8.5%
Enflurane:	0 - 10%
Isoflurane:	0 - 8.5%
Sevoflurane:	0 - 10%
Desflurane:	0 - 20%
CO ₂ :	0 - 10%
N ₂ O:	0 - 100%
O ₂ :	0 - 100%

Accuracy:
Under Standard Conditions.

All Agents:	±(.15 vol% + 15% of reading) does not apply to gas mixtures
CO ₂ :	±(.5 vol% + 12% of reading)
N ₂ O:	±(2 vol% + 8% of reading)
O ₂ :	±(3 vol%)

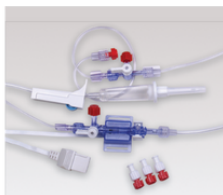
Ask About Available External Side Stream Agent Analysis ***

Optional Modules & Accessories

Cardiac Output



Invasive BP



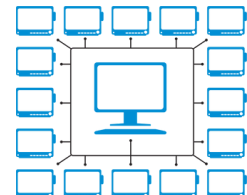
EtCO₂ / Capnography



Mounting Options



Central Station



043.150.0001 REV2